




# Flyback Transformer

For Microsemi  
PoE PD Power Supply



- Developed for use with Microsemi UC3844 Current Mode Controller and LX1752 Buck Regulator
- 1500 Vrms, one minute isolation from primary, auxiliary and reset to secondary; 500 Vrms from primary and reset to auxiliary
- Designed for 36 V – 57 V input; 200 kHz

**Core material** Ferrite

**Terminations** RoHS tin-silver over tin over nickel over phos bronze. Other terminations available at additional cost.

**Weight** 6.7 g

**Ambient temperature** –40°C to +85°C

**Storage temperature** Component: –40°C to +85°C.  
Tape and reel packaging: –40°C to +80°C

**Resistance to soldering heat** Max three 40 second reflows at +260°C, parts cooled to room temperature between cycles

**Moisture Sensitivity Level (MSL)** 1 (unlimited floor life at <30°C / 85% relative humidity)

**Packaging** 175 per 13" reel. Plastic tape: 32 mm wide, 0.5 mm thick, 28 mm pocket spacing, 12.93 mm pocket depth

**PCB washing** Tested with pure water or alcohol only. For other solvents, see Doc787\_PCB\_Washing.pdf.

Part number <sup>1</sup>	L at 0 A <sup>2</sup> ±10% (μH)	L at Ipk <sup>3</sup> min (μH)	Input voltage (V)	DCR max (Ohms)	Leakage L <sup>4</sup> max (μH)	Turns ratios	Ipk <sup>3</sup> (A)	Outputs <sup>5</sup>
HA3905-CLD	27.0	24.3	37 –57	0.170 (pri) 0.015 (sec) 0.385 (aux) 0.371 (reset)	1.9	3.75 : 1 (pri : sec) 1.36 : 1 (pri : aux) 1 : 1 (pri : reset)	1.2	5 V, 2.5 A (sec) 12 V, 20 mA (aux)

1. When ordering, please specify **packaging** code:

**HA3905-CLD**

**Packaging:** D = 13" machine-ready reel. EIA-481 embossed plastic tape (175 parts per full reel). Quantities less than full reel available: in tape (not machine ready) or with leader and trailer (\$25 charge).

B = Less than full reel. In an effort to simplify our part numbering system, Coilcraft is eliminating the need for multiple packaging codes. When ordering, simply change the last letter of your part number from B to D.

2. Inductance is for the primary, measured at 250 kHz, 0.1 Vrms, 0 Adc.

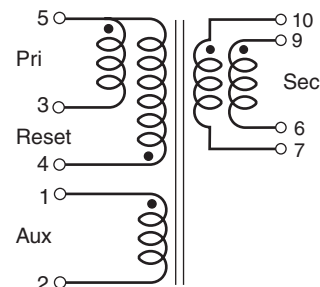
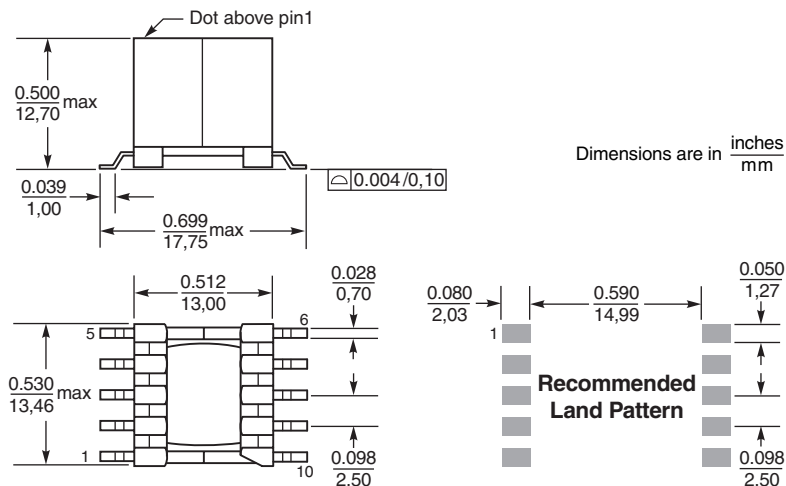
3. Ipk is peak primary current drawn at minimum input voltage.

4. Leakage inductance measured on the primary winding with all secondary pins shorted.

5. Output of the secondary is with the windings connected in parallel.

6. Electrical specifications at 25°C.

Refer to Doc 362 "Soldering Surface Mount Components" before soldering.



**Coilcraft**  
www.coilcraft.com

**US** +1-847-639-6400 sales@coilcraft.com  
**UK** +44-1236-730595 sales@coilcraft-europe.com  
**Taiwan** +886-2-2264 3646 sales@coilcraft.com.tw  
**China** +86-21-6218 8074 sales@coilcraft.com.cn  
**Singapore** + 65-6484 8412 sales@coilcraft.com.sg

Document 729 Revised 11/23/21

© Coilcraft Inc. 2021

This product may not be used in medical or high risk applications without prior Coilcraft approval. Specification subject to change without notice. Please check web site for latest information.