


NEW!

Common Mode Choke ZE2549-474L



- Common mode choke designed for 10Base-T1L applications
- Compliant with IEEE802.3cg standard
- 1500 VDC (1000 Vrms), one minute isolation (hipot) between windings
- AEC-Q200 qualified

Core material Ferrite

Environmental RoHS compliant

Terminations RoHS compliant matte tin over nickel over phos-bronze

Weight 300 – 320 mg

Ambient temperature -40°C to +125°C with Irms current

Maximum part temperature +140°C (ambient + temp rise)

Storage temperature Component: -40°C to +140°C.

Tape and reel packaging: -40°C to +80°C

Resistance to soldering heat Max three 40 second reflows at +260°C, parts cooled to room temperature between cycles

Moisture Sensitivity Level (MSL) 1 (unlimited floor life at <30°C / 85% relative humidity)

Packaging 250/7" reel; 1000/13" reel Plastic tape: 16 mm wide, 0.4 mm thick, 12 mm pocket spacing, 4.8 mm pocket depth

PCB washing Tested to MIL-STD-202 Method 215 plus an additional aqueous wash. See [Doc787_PCB_Washing.pdf](#).

Part number ¹	Common mode impedance max (kOhms) @ 4.4 MHz	Inductance (μH) ²		DCR max ³ (Ohm)	Irms ⁴ (mA)	Isolation ⁵ (VDC)	Leakage inductance typ (nH)
		min	nom				
ZE2549-474L_	2.47 @ 4.4 MHz	329	470	0.170	910	1500	70

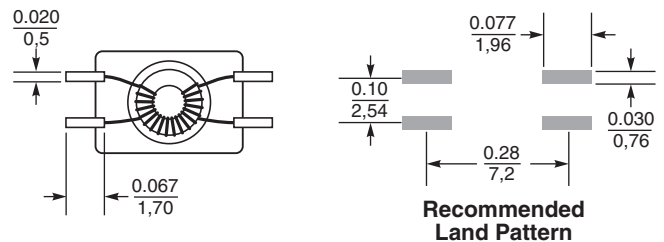
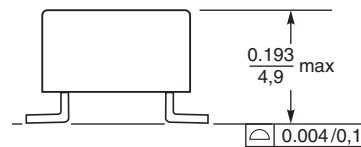
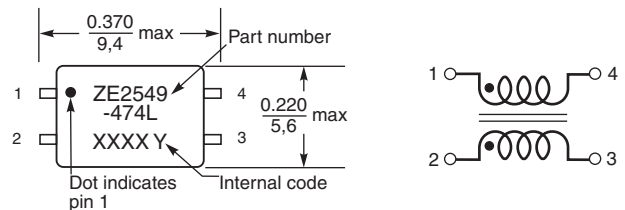
1. When ordering, please specify **packaging** code:

ZE2549-474LC

Packaging: C = 7" machine-ready reel. EIA-481 embossed plastic tape (250 parts per full reel). Quantities less than full reel available: in tape (not machine ready) or with leader and trailer (\$25 charge).

D = 13" machine-ready reel. EIA-481 embossed plastic tape. Factory order only, not stocked (1000 parts per full reel).

- Inductance is for each winding, measured at 100 kHz, 0.1 V.
- DCR is specified per winding.
- Current that causes a 40°C temperature rise from 25°C ambient with current applied to both windings in series.
- 1500 VDC (1000 Vrms), one minute isolation (hipot) between windings. Refer to Doc 362 "Soldering Surface Mount Components" before soldering



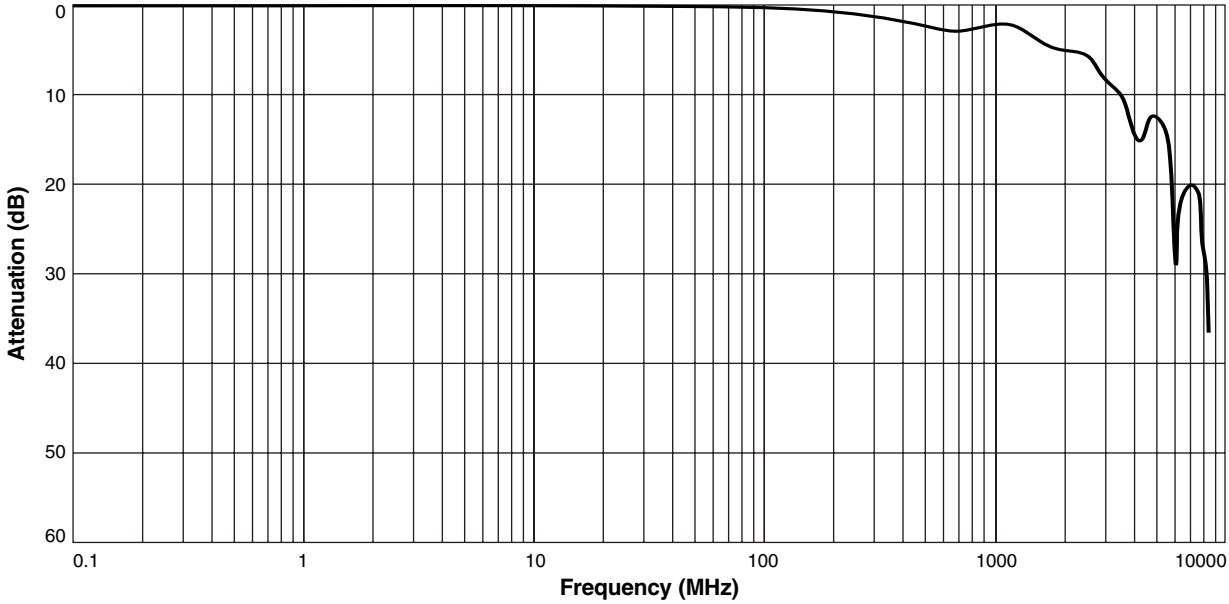
Dimensions are in $\frac{\text{inches}}{\text{mm}}$



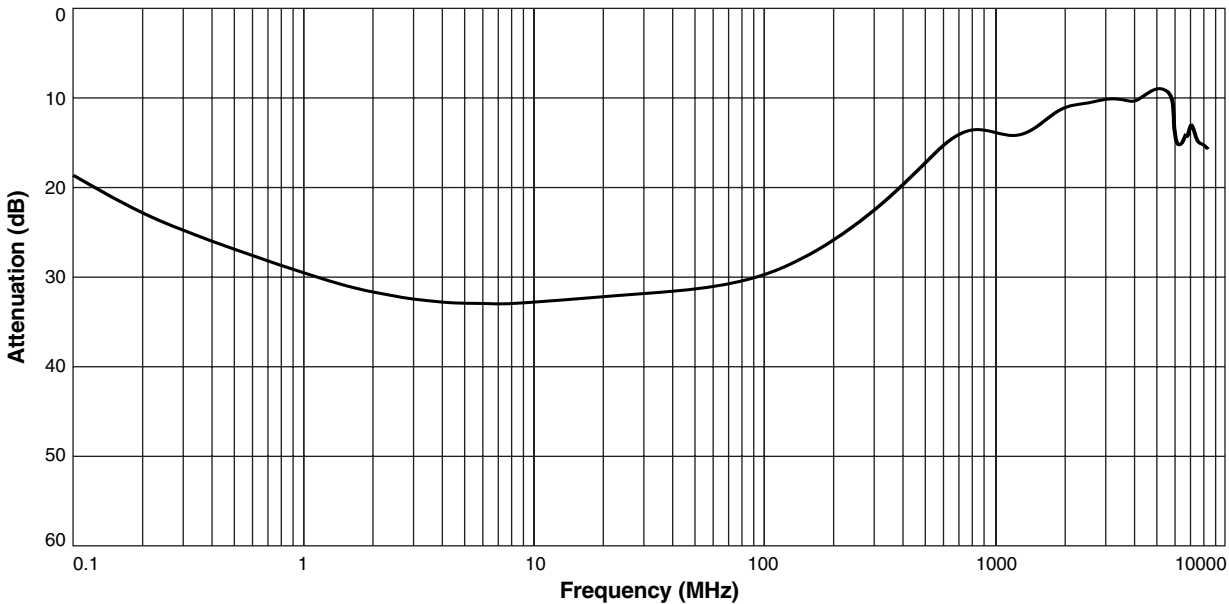
Common Mode Choke – ZE2549-474L

Attenuation vs Frequency

Differential Mode



Common Mode



US +1-847-639-6400 sales@coilcraft.com
UK +44-1236-730595 sales@coilcraft-europe.com
Taiwan +886-2-2264 3646 sales@coilcraft.com.tw
China +86-21-6218 8074 sales@coilcraft.com.cn
Singapore + 65-6484 8412 sales@coilcraft.com.sg

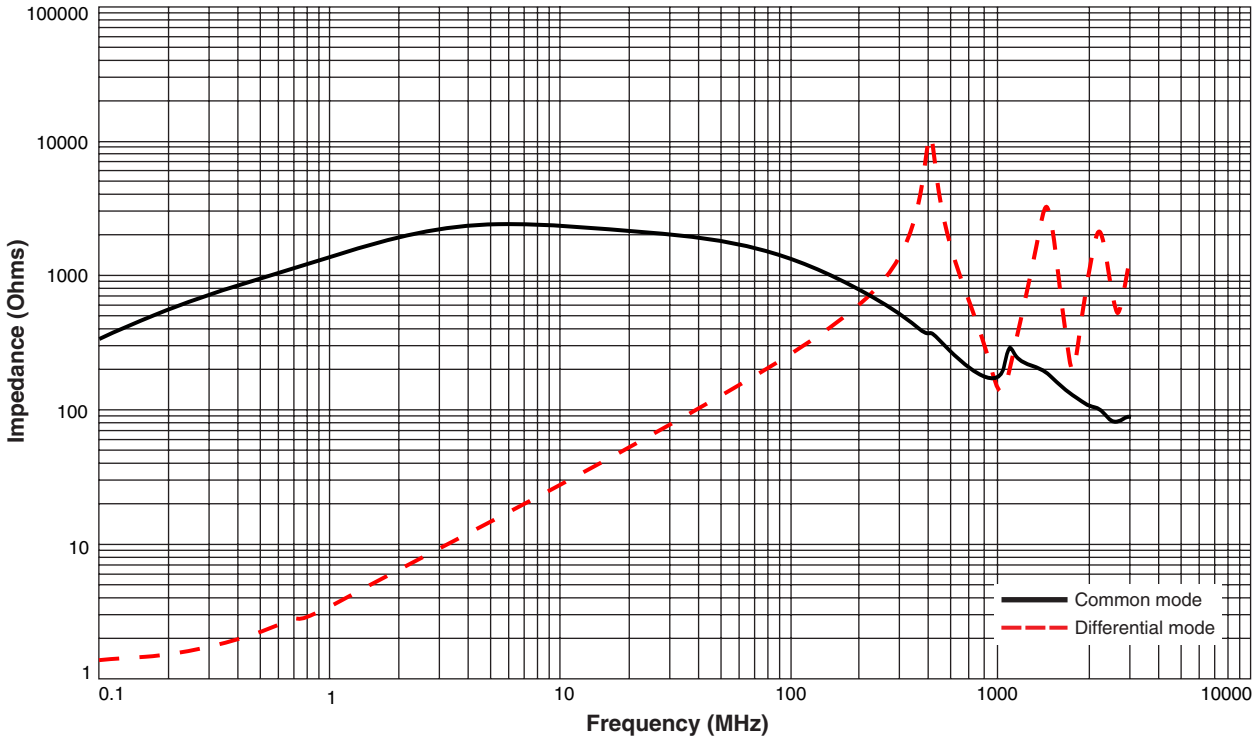
Document 1785-2 02/19/25

© Coilcraft Inc. 2025
 This product may not be used in medical or high risk applications without prior Coilcraft approval. Specification subject to change without notice. Please check web site for latest information.



Common Mode Choke – ZE2549-474L

Impedance vs Frequency



US +1-847-639-6400 sales@coilcraft.com
UK +44-1236-730595 sales@coilcraft-europe.com
Taiwan +886-2-2264 3646 sales@coilcraft.com.tw
China +86-21-6218 8074 sales@coilcraft.com.cn
Singapore + 65-6484 8412 sales@coilcraft.com.sg

Document 1785-3 02/19/25
 © Coilcraft Inc. 2025
 This product may not be used in medical or high risk applications without prior Coilcraft approval. Specification subject to change without notice. Please check web site for latest information.