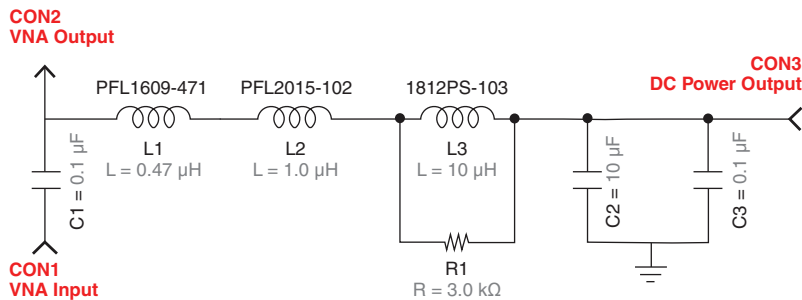


PoC Filter Solution – SMD-POC-078

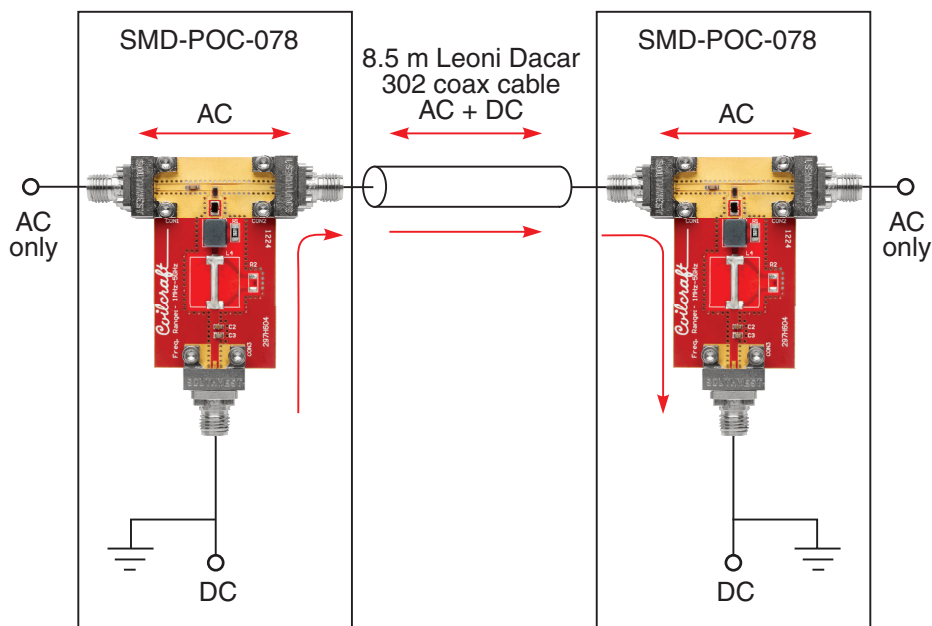
- PoC solution for 10 MHz – 5.4 GHz applications
- Designed specifically for 4, 6, and 10.8 Gbps chipsets
- 125°C ambient applications: 700 mA
- 105°C ambient applications: 850 mA
- 85°C ambient applications: 950 mA

Inductors	DCR max. (Ohms)	Max. Area (mm ²)	Isat (A) 30%				Irms (A)			
			25°C	85°C	105°C	125°C	25°C	85°C	105°C	125°C
PFL1609-471 (0.47 uH)	0.21	0.72	1.10	0.95	0.84	0.74	1.20	1.15	0.98	0.74
PFL2015-102 (1.0 uH)	0.13	3.19	1.40	1.10	0.95	0.84	1.20	1.10	0.92	0.70
1812PS-103 (10 uH)	0.17	29.23	1.00	0.92	0.88	0.80	1.70	1.53	1.18	0.88
Totals:	0.51	33.14								

Schematic



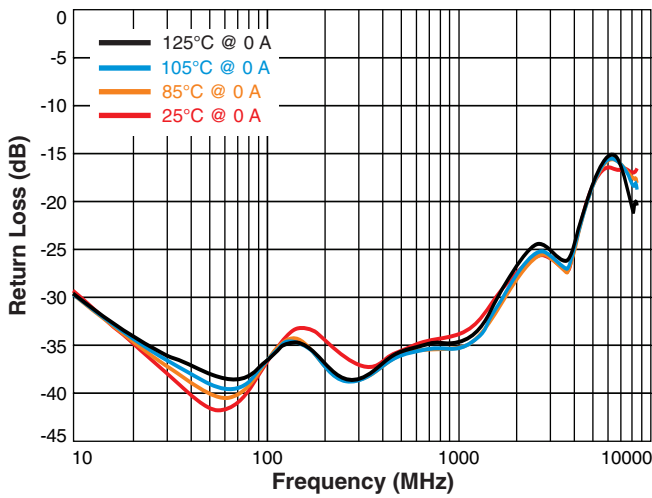
Total Channel Test Setup



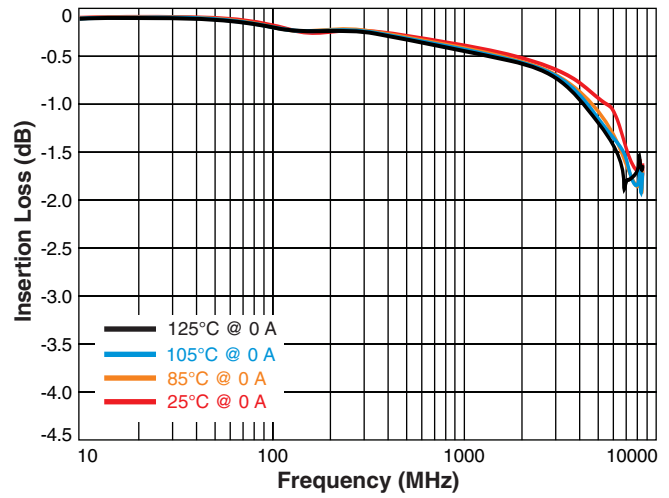
* Solutions measured in a total channel configuration. 2 PCB's with PoC filters on each with a 8.5 m Leoni Dacar 302 cable interconnect.

PoC Filter Solution – SMD-POC-078

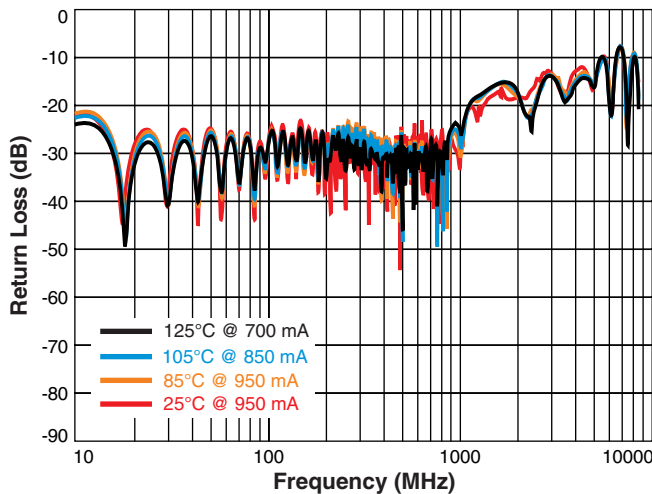
Return Loss (S11, Single board no current)



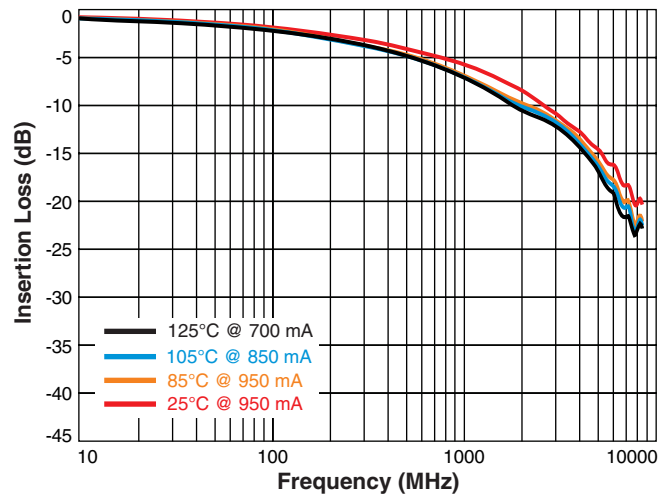
Insertion Loss (S21, Single board no current)



Return Loss (S11, Total Channel Measurements*)



Insertion Loss (S21, Total Channel Measurements*)



* Solutions measured in a total channel configuration. 2 PCB's with PoC filters on each with a 8.5 m Leoni Dacar 302 cable interconnect.

COILCRAFT CONFIDENTIAL



US +1-847-639-6400 sales@coilcraft.com
UK +44-1236-730595 sales@coilcraft-europe.com
Taiwan +886-2-2264 3646 sales@coilcraft.com.tw
China +86-21-6218 8074 sales@coilcraft.com.cn
Singapore + 65-6484 8412 sales@coilcraft.com.sg

Document 1807-2 Revised 08/22/24
 © Coilcraft Inc. 2024
 This product may not be used in medical or high risk applications without prior Coilcraft approval. Specification subject to change without notice. Please check web site for latest information.