


Dual Inductors for Class-D



- Dual inductors for use in Class-D output filters
- A single shielded package contains both coils.
- Very low magnetic coupling
- AEC-Q200 Grade 1 (-40°C to +125°C)
- SMT (HA4158-EL) and through-hole (JA4575-BL) versions
- HA4158-BL and JA4575-AL not recommended for new designs
- Designed for low distortion and the best sound quality

Core material Ferrite

Terminations RoHS compliant tin-silver (96.5/3.5) over copper.

Weight 5.0 g

Ambient temperature -40°C to +125°C with Irms current

Maximum part temperature +165°C (ambient + temp rise)

Storage temperature Component: -40°C to +165°C.

Tape and reel packaging: -40°C to +80°C

Resistance to soldering heat Max three 40 second reflows at +260°C, parts cooled to room temperature between cycles

Moisture Sensitivity Level (MSL) 1 (unlimited floor life at <30°C / 85% relative humidity)

PCB washing Tested to MIL-STD-202 Method 215 plus an additional aqueous wash. See [Doc787 PCB Washing.pdf](#).

Part number ¹	Maximum power (W) ²		Inductance ³ ±10% (µH)	DCR max ⁴ (Ohms)	SRF typ ⁵ (MHz)	THD+N ⁶ (%)	Isat (A) ⁷			Irms (A) ⁸	
	2 Ohm load	4 Ohm load					10% drop	20% drop	30% drop	20°C rise	40°C rise
HA4158-EL_	48	68	10.0	0.013	21.5	<0.1	6.0	6.7	7.1	4.0	6.0
JA4575-BL_	48	68	10.0	0.013	21.5	<0.1	6.0	6.7	7.1	4.0	6.0

1. When ordering, please specify **packaging** code:

HA4158-ELD

Packaging: **D** = 13" machine-ready reel. EIA-481 embossed plastic tape. Quantities less than full reel available: in tape (not machine ready) or with leader and trailer (\$25 charge).

B = Less than full reel. In an effort to simplify our part numbering system, Coilcraft is eliminating the need for multiple packaging codes. When ordering, simply change the last letter of your part number from B to D.

- Maximum power into specified load that causes less than a 40°C temperature rise. Measured at 1 kHz with a 14.4 Vdc supply for the 2-Ohm load and a 21 Vdc supply for the 4-Ohm load. Refer to Output Power table for typical output conditions. Tested using the TAS5414A Evaluation Board from Texas Instruments.
 - Inductance measured at 100 kHz, 1.0 Vrms, 0 Adc using an Agilent/HP 4284A impedance analyzer.
 - DCR is for each winding, measured on a micro-ohmmeter.
 - SRF measured using Agilent/HP 8753D network analyzer.
 - Total harmonic distortion + noise measured at 20 W into a 2-Ohm or 4-Ohm load at 1 kHz with a 21 Vdc supply.
 - DC current (typical) at which the inductance drops the specified amount from its value without current.
 - Current applied to both windings at the same time that causes the specified temperature rise from 25°C ambient. This information is for reference only and does not represent absolute maximum ratings.
 - Electrical specifications at 25°C.
- Refer to Doc 362 "Soldering Surface Mount Components" before soldering.

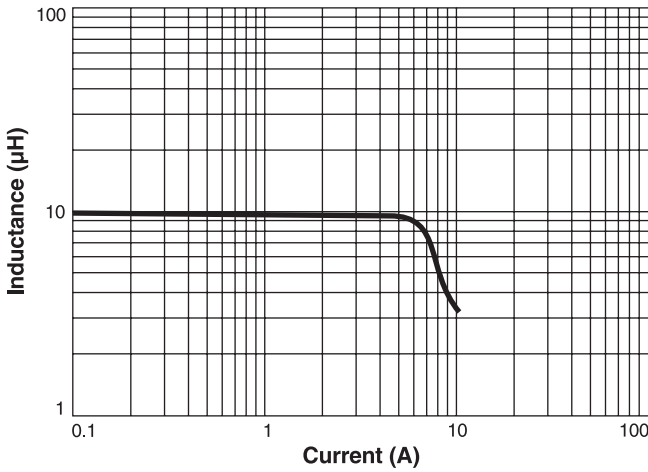
Output Power

Power typ (W)	Temperature rise from 25°C (°C)	Load	THD+N	Test condition
22	10.0	4 Ohm	1%	1 kHz, 14.4 Vdc
26	10.2	4 Ohm	10%	1 kHz, 14.4 Vdc
46	21.8	4 Ohm	1%	1 kHz, 21 Vdc
56	22.8	4 Ohm	10%	1 kHz, 21 Vdc
36	27.8	2 Ohm	1%	1 kHz, 14.4 Vdc
44	25.1	2 Ohm	10%	1 kHz, 14.4 Vdc

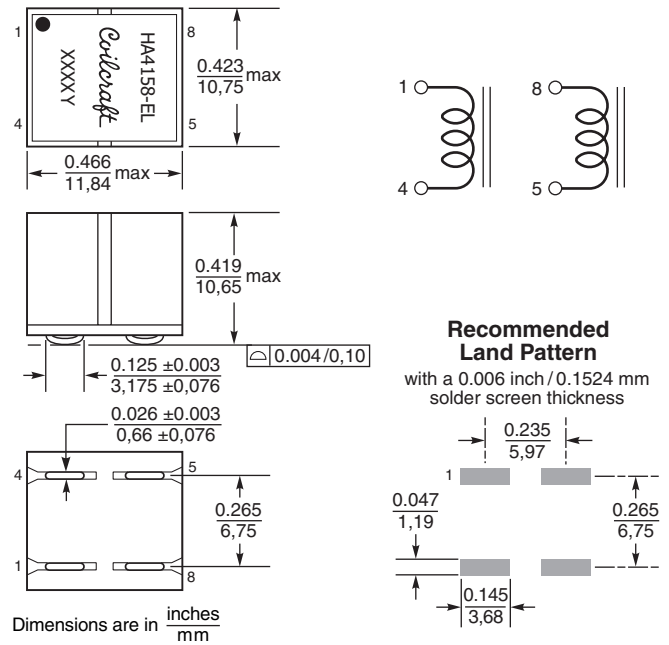


Class-D Dual Inductors

L vs Current



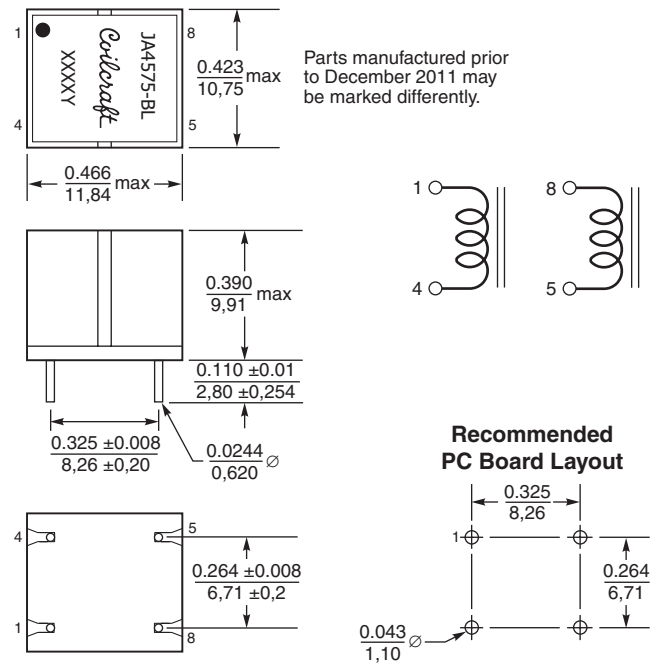
HA4158-EL (SMT version)



Dimensions are in $\frac{\text{inches}}{\text{mm}}$

Packaging 400/13" reel Plastic tape: 24 mm wide, 0.5 mm thick, 16 mm pocket spacing, 10.8 mm pocket depth

JA4575-BL (Through-hole version)



Dimensions are in $\frac{\text{inches}}{\text{mm}}$

Packaging 250/13" reel Plastic tape: 24 mm wide, 0.5 mm thick, 20 mm pocket spacing, 13.84 mm pocket depth



US +1-847-639-6400 sales@coilcraft.com
UK +44-1236-730595 sales@coilcraft-europe.com
Taiwan +886-2-2264 3646 sales@coilcraft.com.tw
China +86-21-6218 8074 sales@coilcraft.com.cn
Singapore + 65-6484 8412 sales@coilcraft.com.sg

Document 776-2 Revised 04/11/23
 © Coilcraft Inc. 2023
 This product may not be used in medical or high risk applications without prior Coilcraft approval. Specification subject to change without notice. Please check web site for latest information.