


Shielded Power Inductors – XFL4030



- High current – up to 5.2 A
- Very low DCR – as low as 3.6 mOhms
- AEC-Q200 Grade 1 (–40°C to +125°C)

Core material Composite

Environmental RoHS compliant, halogen free

Terminations Tin-silver over copper. Other terminations available at additional cost.

Weight 0.25 – 0.27 g

Operating voltage 0 – 20 V

Ambient temperature –40°C to +125°C with (40°C rise) Irms current.

Maximum part temperature +165°C (ambient + temp rise).

Storage temperature Component: –55°C to +165°C.

Tape and reel packaging: –55°C to +80°C

Resistance to soldering heat Max three 40 second reflows at +260°C, parts cooled to room temperature between cycles

Moisture Sensitivity Level (MSL) 1 (unlimited floor life at <30°C / 85% relative humidity)

Packaging 500/7" reel; 2000/13" reel Plastic tape: 12 mm wide, 0.23 mm thick, 8 mm pocket spacing, 3.25 mm pocket depth

PCB washing Tested with pure water or alcohol only. For other solvents, see [Doc787 PCB Washing.pdf](#)

| Part number ¹ | Inductance ² ±20% (µH) | DCR (mOhms) ³ | | SRF typ ⁴ (MHz) | Isat (A) ⁵ | | | Irms (A) ⁶ | |
|--------------------------|--------------------------------------|--------------------------|------|-------------------------------|-----------------------|----------|----------|-----------------------|-----------|
| | | typ | max | | 10% drop | 20% drop | 30% drop | 20°C rise | 40°C rise |
| XFL4030-471ME_ | 0.47 | 3.6 | 4.4 | 110 | 4.5 | 4.9 | 5.2 | 14.0 | 18.0 |
| XFL4030-102ME_ | 1.0 | 5.5 | 6.6 | 67 | 3.6 | 3.9 | 4.1 | 11.0 | 14.5 |
| XFL4030-202ME_ | 2.0 | 9.5 | 11.5 | 46 | 2.5 | 2.8 | 3.0 | 7.80 | 11.8 |
| XFL4030-302ME_ | 3.0 | 17.0 | 20.5 | 39 | 1.8 | 2.1 | 2.2 | 6.10 | 8.00 |
| XFL4030-472ME_ | 4.7 | 25.0 | 30.0 | 34 | 1.7 | 2.0 | 2.1 | 5.70 | 7.50 |

1. When ordering, please specify **packaging** code:

XFL4030-472MEC

Packaging: C = 7" machine-ready reel. EIA-481 embossed plastic tape (500 parts per full reel). Quantities less than full reel available: in tape (not machine ready) or with leader and trailer (\$25 charge).

B = Less than full reel. In an effort to simplify our part numbering system, Coilcraft is eliminating the need for multiple packaging codes. When ordering, simply change the last letter of your part number from B to C.

D = 13" machine-ready reel. EIA-481 embossed plastic tape. Factory order only, not stocked (2000 parts per full reel).

2. Inductance tested at 1 MHz, 0.1 Vrms, 0 Adc.

3. DCR measured on a micro-ohmmeter.

4. SRF measured using Agilent/HP 4395A or equivalent.

5. DC current at 25°C that causes the specified inductance drop from its value without current.

6. Current that causes the specified temperature rise from 25°C ambient. This information is for reference only and does not represent absolute maximum ratings.

7. Electrical specifications at 25°C.

Refer to Doc 362 "Soldering Surface Mount Components" before soldering.

Irms Testing

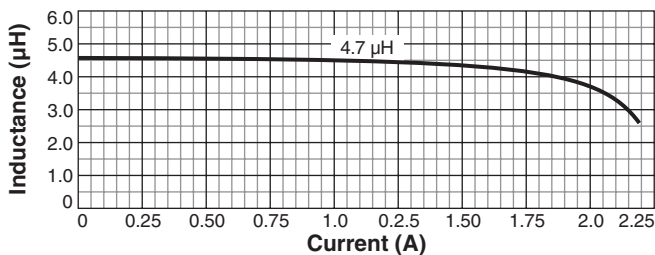
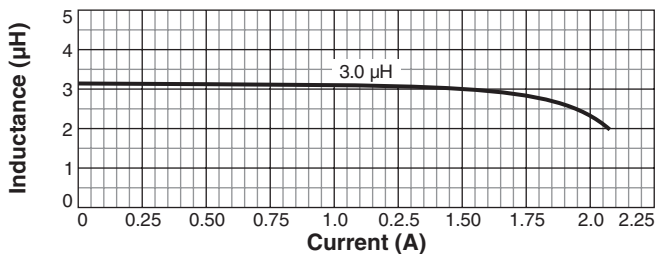
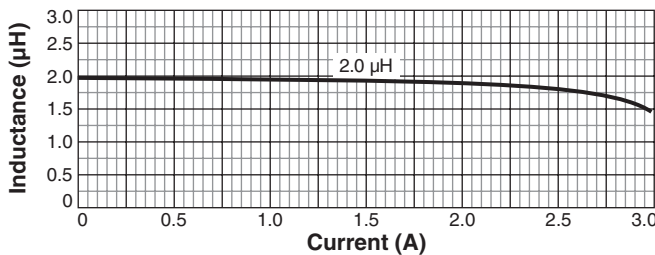
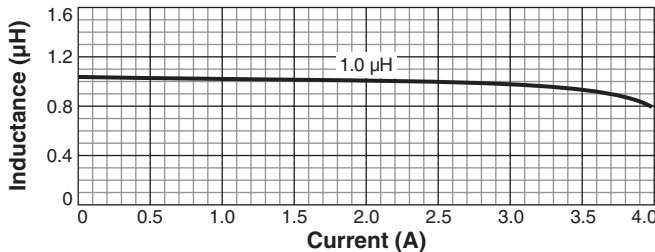
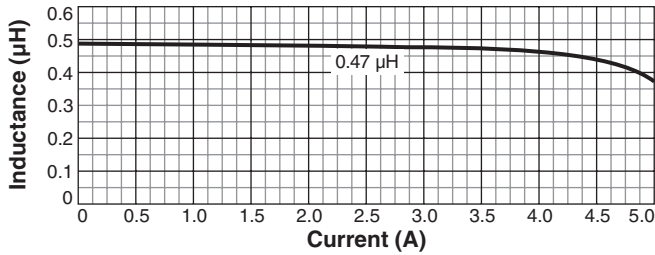
Irms testing was performed on 0.75 inch wide x 0.25 inch thick copper traces in still air.

Temperature rise is highly dependent on many factors including pcb land pattern, trace size, and proximity to other components. Therefore temperature rise should be verified in application conditions.

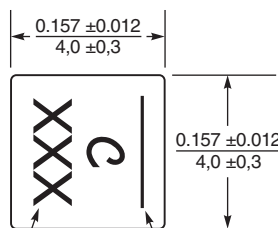
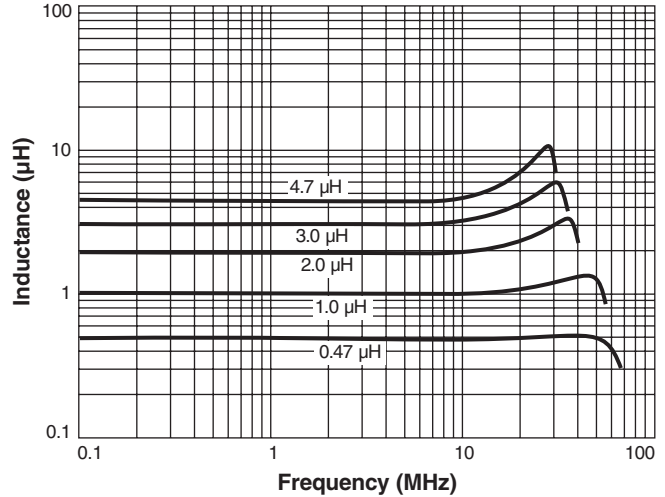


Shielded Power Inductors – XFL4030

Typical L vs Current

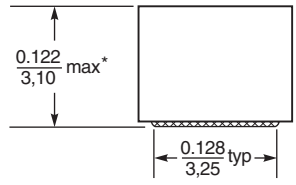
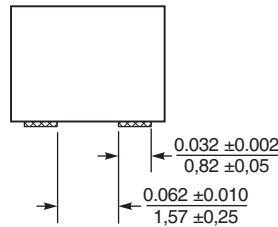


Typical L vs Frequency

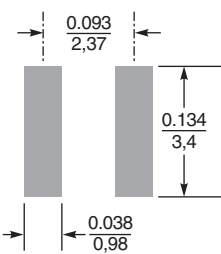


Note: Parts manufactured prior to 2011 may not have orientation indicator.

Dash number indicates direction of terminals and start (short) lead. Connect high dv/dt here for lowest EMI.



* For optional tin-lead and tin-silver-copper terminations, dimensions are for the mounted part. Dimensions before mounting can be an additional 0.005 inch / 0.13 mm.



Recommended Land Pattern

Dimensions are in inches/mm



US +1-847-639-6400 sales@coilcraft.com
UK +44-1236-730595 sales@coilcraft-europe.com
Taiwan +886-2-2264 3646 sales@coilcraft.com.tw
China +86-21-6218 8074 sales@coilcraft.com.cn
Singapore + 65-6484 8412 sales@coilcraft.com.sg

Document 1048-2 Revised 11/24/21
 © Coilcraft Inc. 2021
 This product may not be used in medical or high risk applications without prior Coilcraft approval. Specification subject to change without notice. Please check web site for latest information.