


Raised Power Inductors XAR7030



- High current, very low DCR, soft saturation
- Unique off-the-board design provides 1.5 mm clearance for parts to be mounted underneath
- Magnetically shielded for high-density designs

Core material Composite

Environmental RoHS compliant, halogen free

Terminations RoHS compliant matte tin over nickel over phos bronze

Weight 1.06 g

Ambient temperature +125°C with Irms current

Maximum part temperature +165°C

Storage temperature Component: -55°C to +165°C.

Tape and reel packaging: -55°C to +80°C

Resistance to soldering heat Max three 40 second reflows at +260°C, parts cooled to room temperature between cycles

Moisture Sensitivity Level (MSL) 1 (unlimited floor life at <30°C / 85% relative humidity)

Packaging 250/7" reel; 1000/13" reel Plastic tape: 16 mm wide, 0.3 mm thick, 12 mm pocket spacing, 4.7 mm pocket depth

PCB washing Tested with pure water or alcohol only. For other solvents, see [Doc787_PCB_Washing.pdf](#).

Part number ¹	Inductance ² ±20% (µH)	DCR (mOhms) ³		SRF typ ⁴ (MHz)	Isat ⁵ (A)	Irms (A) ⁶	
		typ	max			20°C rise	40°C rise
XAR7030-161ME_	0.16	1.26	1.40	158	60.0	13.5	18.6
XAR7030-301ME_	0.30	1.75	1.92	101	41.0	13.5	18.6
XAR7030-501ME_	0.50	3.00	3.30	72	36.0	13.5	17.5
XAR7030-102ME_	1.0	4.55	5.00	49	28.0	10.0	14.0
XAR7030-132ME_	1.3	7.60	8.36	51	23.5	8.0	11.0
XAR7030-222ME_	2.2	13.70	15.07	40	18.0	6.2	8.7
XAR7030-272ME_	2.7	15.70	17.30	29	12.8	4.9	7.1
XAR7030-332ME_	3.3	19.50	21.45	29	12.3	4.8	6.5
XAR7030-472ME_	4.7	26.10	30.00	21	10.1	4.0	5.7
XAR7030-562ME_	5.6	28.10	32.32	17	9.8	4.0	5.7
XAR7030-682ME_	6.8	45.00	51.57	15	8.7	3.0	4.1
XAR7030-822ME_	8.2	53.00	60.95	15	8.4	2.9	4.0
XAR7030-103ME_	10	60.40	69.46	12	7.7	2.1	4.0

Irms Testing

Irms testing was performed on 0.75 inch wide × 0.25 inch thick copper traces in still air.

Temperature rise is highly dependent on many factors including pcb land pattern, trace size, and proximity to other components. Therefore temperature rise should be verified in application conditions.

1. When ordering, please specify **packaging** code:

↓
XAR7030-103MEC

Packaging: C = 7" machine-ready reel. EIA-481 embossed plastic tape 250 parts per full reel). Quantities less than full reel available: in tape (not machine ready) or with leader and trailer (\$25 charge).

B = Less than full reel. In an effort to simplify our part numbering system, Coilcraft is eliminating the need for multiple packaging codes. When ordering, simply change the last letter of your part number from B to C.

D = 13" machine-ready reel. EIA-481 embossed plastic tape. Factory order only, not stocked 1000 parts per full reel).

2. Inductance tested at 100 kHz, 0.1 Vrms, 0 Adc.

3. DCR measured on a micro-ohmmeter.

4. SRF measured using Agilent/HP 4395A or equivalent.

5. DC current at which the inductance drops the 30% (typ) from its value without current.

6. Current that causes the specified temperature rise from 25°C ambient.

7. Electrical specifications at 25°C.

Refer to Doc 362 "Soldering Surface Mount Components" before soldering.



www.coilcraft.com

US +1-847-639-6400 sales@coilcraft.com

UK +44-1236-730595 sales@coilcraft-europe.com

Taiwan +886-2-2264 3646 sales@coilcraft.com.tw

China +86-21-6218 8074 sales@coilcraft.com.cn

Singapore + 65-6484 8412 sales@coilcraft.com.sg

Document 1239-1 Revised 06/12/23

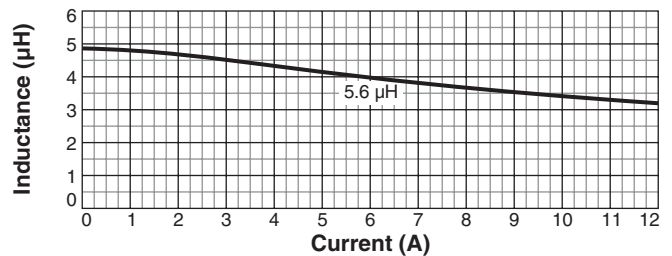
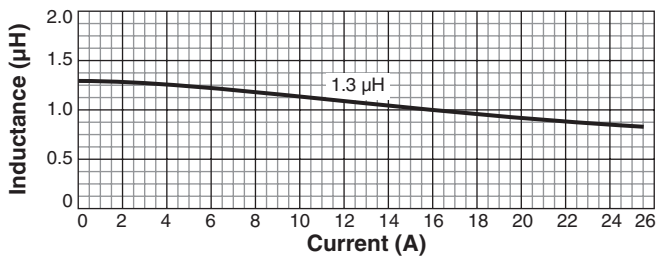
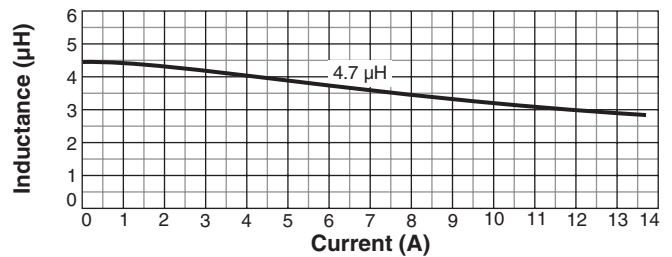
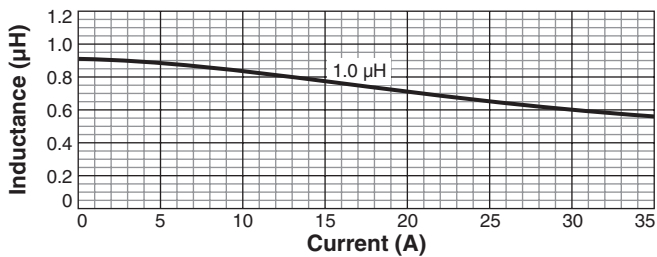
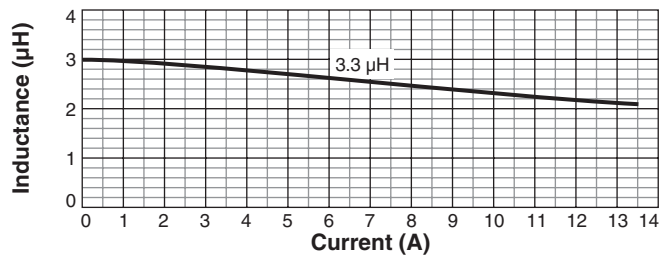
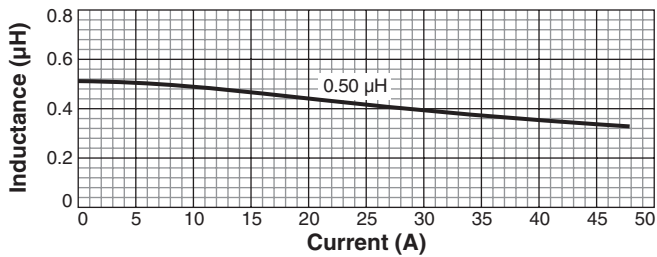
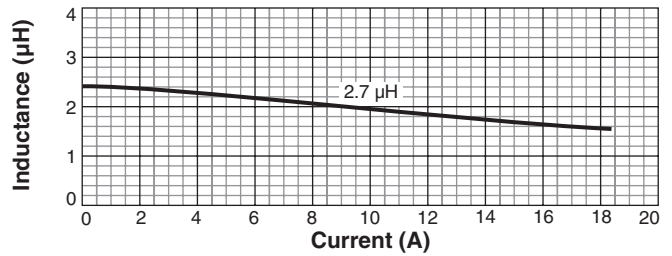
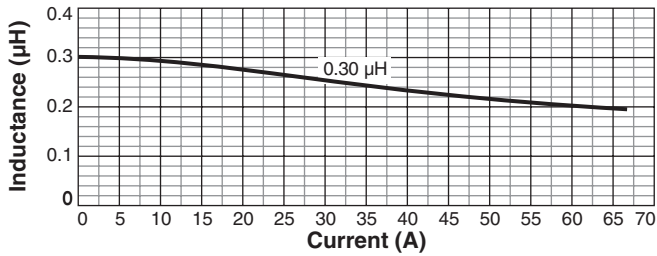
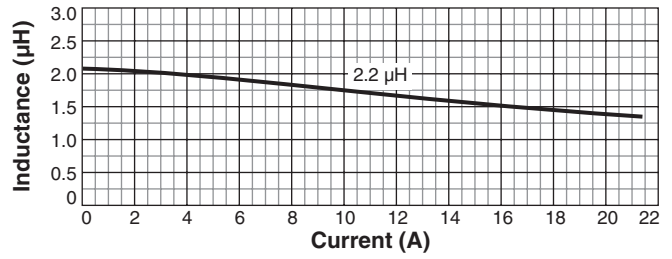
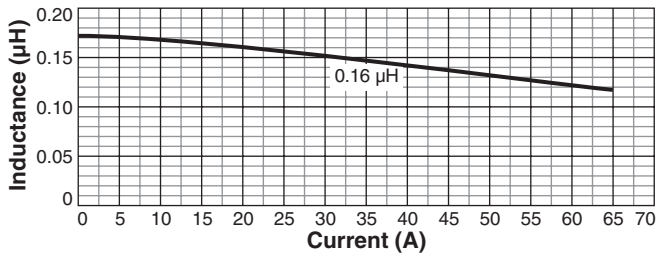
© Coilcraft Inc. 2023

This product may not be used in medical or high risk applications without prior Coilcraft approval. Specification subject to change without notice. Please check web site for latest information.



Shielded Power Inductors – XAR7030 Series

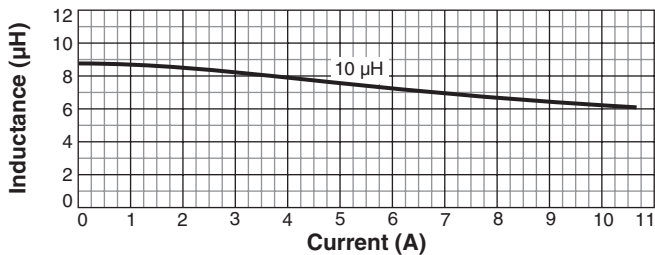
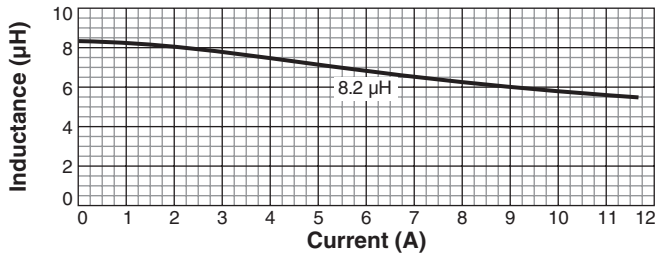
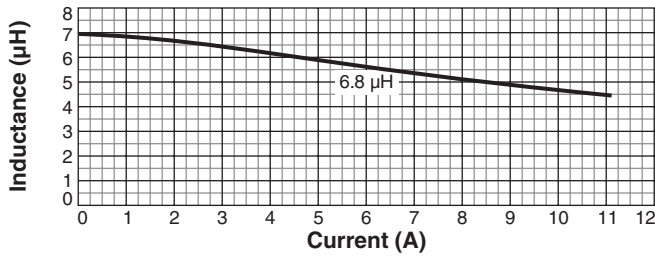
L vs Current



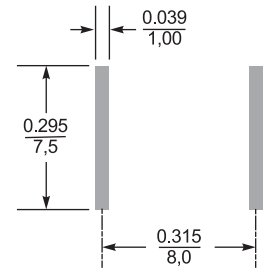
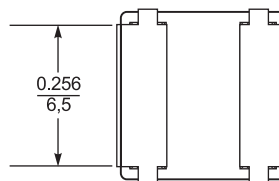
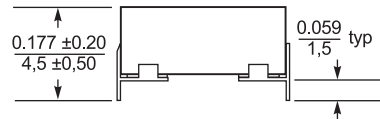
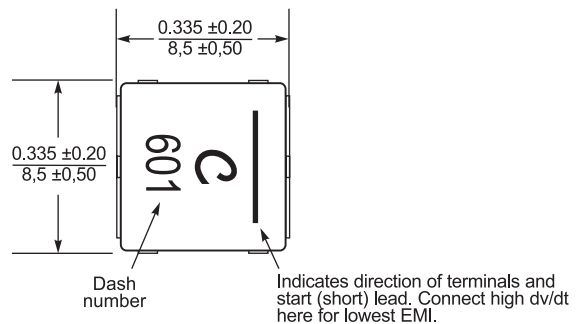
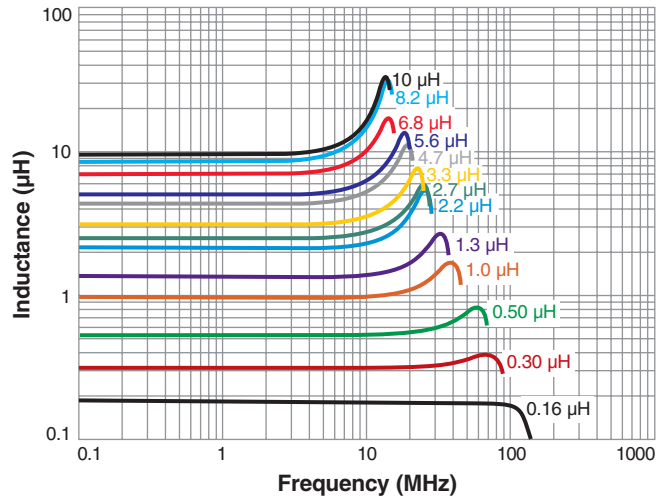


Shielded Power Inductors – XAR7030 Series

L vs Current



Typical L vs Frequency



Dimensions are in $\frac{\text{inches}}{\text{mm}}$

Recommended Land Pattern