


# Shielded Power Inductors – XFL4015



- Very low profile, only 1.5 mm high
- Extremely low DCR, excellent current handling, soft saturation
- AEC-Q200 Grade 1 (–40°C to +125°C)

**Designer's Kit C455** contains 5 of each XFL4012 and XFL4015 value.

**Core material** Composite

**Environmental** RoHS compliant, halogen free

**Terminations** RoHS compliant tin-silver over copper. Other terminations available at additional cost.

**Weight** 0.128 - 0.136 g

**Operating voltage** 0 – 20 V

**Ambient temperature** –40°C to +125°C with (40°C rise) Irms current.

**Maximum part temperature** +165°C (ambient + temp rise). [Derating](#).

**Storage temperature** Component: –55°C to +165°C.

Tape and reel packaging: –55°C to +80°C

**Resistance to soldering heat** Max three 40 second reflows at +260°C, parts cooled to room temperature between cycles

**Moisture Sensitivity Level (MSL)** 1 (unlimited floor life at <30°C / 85% relative humidity)

**Packaging** 1000/7" reel; 4000/13" reel Plastic tape: 12 mm wide, 0.23 mm thick, 8 mm pocket spacing, 1.78 mm pocket depth

**PCB washing** Tested to MIL-STD-202 Method 215 plus an additional aqueous wash. See [Doc787\\_PCB\\_Washing.pdf](#).

Part number <sup>1</sup>	Inductance <sup>2</sup> ±20% (µH)	DCR (mOhms) <sup>3</sup>		SRF typ <sup>4</sup> (MHz)	Isat (A) <sup>5</sup>			Irms (A) <sup>6</sup>	
		typ	max		10% drop	20% drop	30% drop	20°C rise	40°C rise
XFL4015-181ME_	0.18	4.20	4.70	150	6.2	8.0	8.5	12.0	14.5
XFL4015-331ME_	0.33	6.80	7.50	112	5.5	7.0	7.5	9.6	13.2
XFL4015-471ME_	0.47	7.60	8.36	89	3.5	5.4	6.6	9.1	11.2
XFL4015-701ME_	0.70	9.50	10.45	70	3.3	5.3	6.3	7.2	10.1
XFL4015-122ME_	1.2	18.8	20.7	61	2.6	3.7	4.5	5.1	7.1

1. When ordering, please specify **termination** and **packaging** codes:

**XFL4015-122MEC**

**Termination:** **E** = RoHS compliant tin-silver over copper.

Special order: **T** = RoHS tin-silver-copper (95.5/4/0.5) or **S** = non-RoHS tin-lead (63/37).

**Packaging:** **C** = 7" machine-ready reel. EIA-481 embossed plastic tape (1000 parts per full reel).

Quantities less than full reel available: in tape (not machine ready) or with leader and trailer (\$25 charge).

**B** = Less than full reel. In an effort to simplify our part numbering system, Coilcraft is eliminating the need for multiple packaging codes. When ordering, simply change the last letter of your part number from B to C.

**D** = 13" machine-ready reel. EIA-481 embossed plastic tape. Factory order only, not stocked (4000 parts per full reel).

2. Inductance tested at 1 MHz, 0.1 Vrms, 0 Adc.

3. DCR measured on a micro-ohmmeter.

4. SRF measured using Agilent/HP 4395A or equivalent.

5. DC current at 25°C that causes the specified inductance drop from its value without current.

[Click for temperature derating information.](#)

6. Current that causes the specified temperature rise from 25°C ambient. This information is for reference only and does not represent absolute maximum ratings. [Click for temperature derating information.](#)

7. Electrical specifications at 25°C.

Refer to Doc 362 "Soldering Surface Mount Components" before soldering.

## Irms Testing

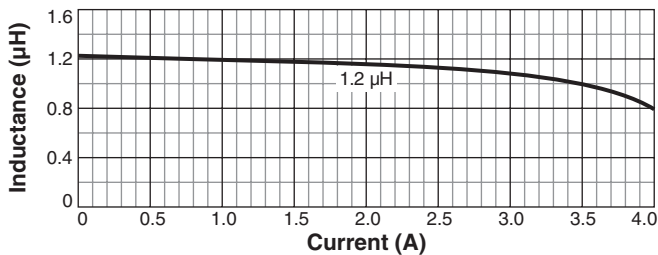
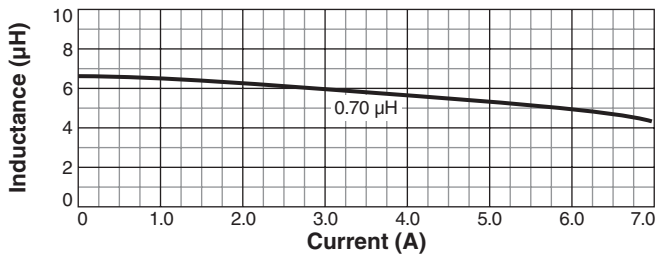
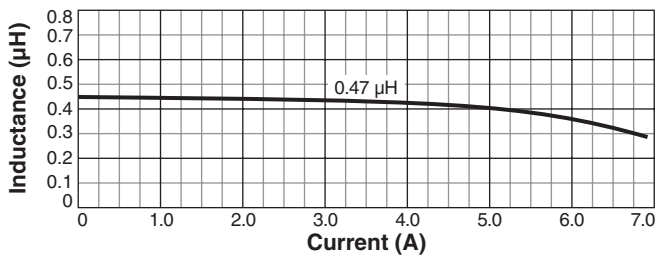
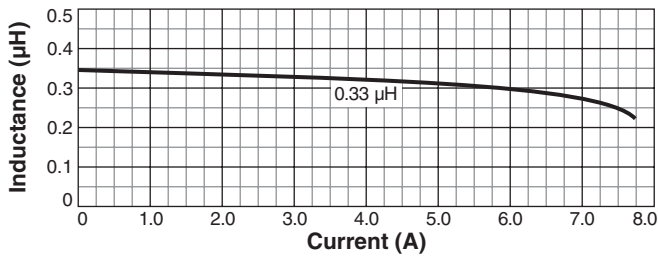
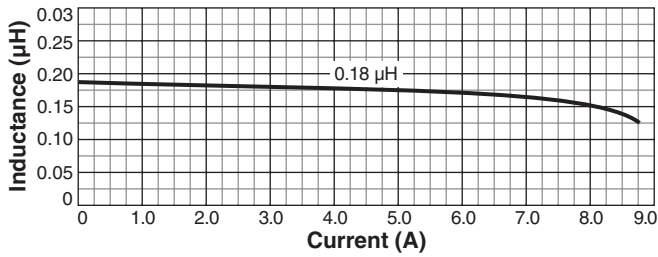
Irms testing was performed on 0.75 inch wide x 0.25 inch thick copper traces in still air.

Temperature rise is highly dependent on many factors including pcb land pattern, trace size, and proximity to other components. Therefore temperature rise should be verified in application conditions.

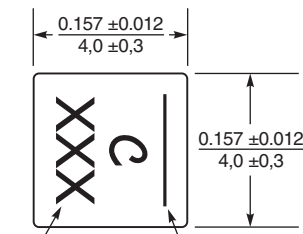
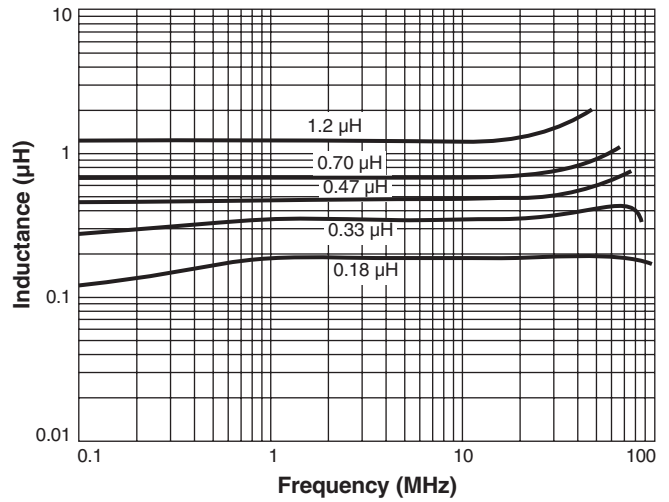


# Shielded Power Inductors – XFL4015

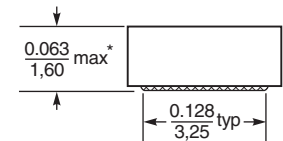
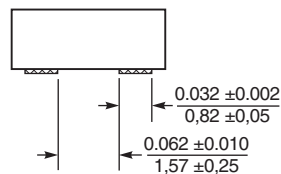
## Typical L vs Current



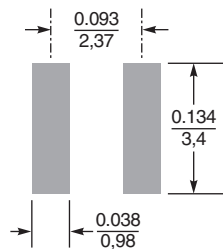
## Typical L vs Frequency



Dash number Indicates direction of terminals and start (short) lead. Connect high dv/dt here for lowest EMI.



\* For optional tin-lead and tin-silver-copper terminations, dimensions are for the mounted part. Dimensions before mounting can be an additional 0.005 inch / 0.13 mm.



**Recommended Land Pattern**

Dimensions are in inches/mm



**US** +1-847-639-6400 sales@coilcraft.com  
**UK** +44-1236-730595 sales@coilcraft-europe.com  
**Taiwan** +886-2-2264 3646 sales@coilcraft.com.tw  
**China** +86-21-6218 8074 sales@coilcraft.com.cn  
**Singapore** + 65-6484 8412 sales@coilcraft.com.sg

Document 769-2 Revised 11/24/21

© Coilcraft Inc. 2021

This product may not be used in medical or high risk applications without prior Coilcraft approval. Specification subject to change without notice. Please check web site for latest information.