




# Flyback Transformers

For 3 Watt, 7 Watt and 13 Watt PoE Applications



- Flyback transformers for PoE applications
- Designed to operate in continuous mode at 250 kHz with an input of 36–72 Vdc
- 1500 Vrms, one minute isolation from primary and bias to secondary; 500 Vrms, 1 minute isolation between all other windings

**Designer's Kit** C395 contains two of each part shown in bold

**Core material** Ferrite

**Terminations** RoHS tin-silver over tin over nickel over phos bronze. Other terminations available at additional cost.

**Weight** POE13P: 6.15 g; POE70P: 3.85 g; POE30P: 2.05 g

**Ambient temperature** -40°C to +85°C

**Max part temperature** +125°C (ambient + temp rise)

**Storage temperature** Component: -40°C to +125°C.

Tape and reel packaging: -40°C to +80°C

**Resistance to soldering heat** Max three 40 second reflows at +260°C, parts cooled to room temperature between cycles

**Moisture Sensitivity Level (MSL)** 1 (unlimited floor life at <30°C / 85% relative humidity)

**Failures in Time (FIT) / Mean Time Between Failures (MTBF)** 38 per billion hours / 26,315,789 hours, calculated per Telcordia SR-332

**PCB washing** Tested to MIL-STD-202 Method 215 plus an additional aqueous wash. See [Doc787\\_PCB\\_Washing.pdf](#).

Part number <sup>1</sup>	Power (W)	Inductance at 0 A <sup>2</sup> ±10% (µH)	Inductance at Ipk <sup>3</sup> min (µH)	DCR max (Ohms) <sup>4</sup>			Leakage inductance max (µH) <sup>5</sup>	Turns ratio <sup>6</sup>		Ipk <sup>3</sup> (A)	Output <sup>7</sup>
				pri	bias	sec		pri : sec	pri : bias		
<b>POE30P-33L</b>	3	310	279.0	1.02	2.01	0.066	4.75	1 : 0.19	1 : 0.70	0.3	3.3 V, 0.91 A
<b>POE30P-50L</b>	3	310	279.0	1.02	2.01	0.118	4.50	1 : 0.28	1 : 0.70	0.3	5.0 V, 0.6 A
<b>POE30P-12L</b>	3	310	279.0	1.04	2.01	0.700	4.25	1 : 0.70	1 : 0.70	0.3	12 V, 0.25 A
<b>POE70P-33L</b>	7	155	139.5	0.414	0.822	0.036	4.00	1 : 0.19	1 : 0.667	0.65	3.3 V, 2.12 A
<b>POE70P-50L</b>	7	155	139.5	0.414	0.822	0.060	3.60	1 : 0.262	1 : 0.667	0.65	5.0 V, 1.4 A
<b>POE70P-12L</b>	7	155	139.5	0.414	0.822	0.343	3.25	1 : 0.667	1 : 0.667	0.65	12 V, 0.6 A
<b>POE13P-33L</b>	13	127	114.3	0.255	0.310	0.024	1.25	1 : 0.166	1 : 0.50	1.0	3.3 V, 4.0 A
<b>POE13P-50L</b>	13	127	114.3	0.222	0.348	0.039	0.950	1 : 0.25	1 : 0.50	1.0	5.0 V, 2.6 A
<b>POE13P-12L</b>	13	127	114.3	0.199	0.308	0.065	0.650	1 : 0.50	1 : 0.50	1.0	12 V, 1.08 A
POE13P-19L	13	127	114.3	0.290	0.355	0.066	0.800	1 : 0.567	1 : 0.50	1.0	19.5 V, 0.67 A
POE13P-24L	13	127	114.3	0.255	0.315	0.067	0.600	1 : 0.667	1 : 0.50	1.0	24 V, 0.54 A

1. When ordering, please specify **packaging** code:

**POE30P-12LD**

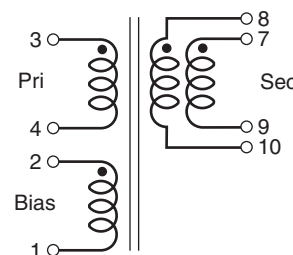
**Packaging:** **D** = 13" machine-ready reel. EIA-481 embossed plastic tape. Quantities less than full reel available: in tape (not machine ready) or with leader and trailer (\$25 charge).

**B** = Less than full reel. In an effort to simplify our part numbering system, Coilcraft is eliminating the need for multiple packaging codes. When ordering, simply change the last letter of your part number from B to D.

- Inductance is for the primary, measured at 250 kHz, 0.1 Vrms, 0 Adc.
  - Ipk is peak primary current drawn at minimum input voltage.
  - DCR for the secondary is per winding.
  - Leakage inductance measured between pins 3 and 4 with all other pins shorted.
  - Turns ratio is with the secondary windings connected in parallel.
  - Output of the secondary is with the windings connected in parallel. Bias winding output is 12 V, 20 mA.
  - Electrical specifications at 25°C.
- Refer to Doc 362 "Soldering Surface Mount Components" before soldering.

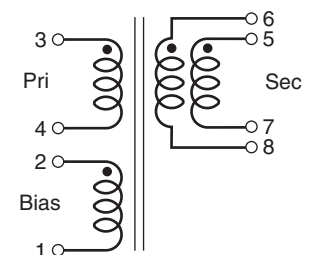
## Schematics

### POE13P



Secondary windings to be connected in parallel on PC board

### POE70P, POE30P



Secondary windings to be connected in parallel on PC board



# Flyback Transformers for PoE

## POE13P

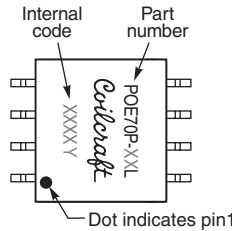


**Packaging** 175 per 13" reel  
 Plastic tape: 32 mm wide, 0.5 mm thick,  
 28 mm pocket spacing, 12.93 mm pocket depth

Parts manufactured prior to April, 2012 may be marked differently.



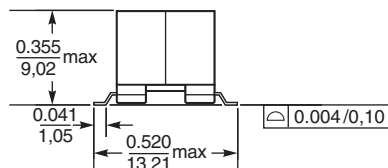
## POE70P



**Packaging** 200 per 13" reel  
 Plastic tape: 32 mm wide, 0.5 mm thick,  
 24 mm pocket spacing, 11.2 mm pocket depth



## POE30P



**Packaging** 350 per 13" reel  
 Plastic tape: 32 mm wide, 0.45 mm thick, 20 mm pocket spacing, 9.35 mm pocket depth



Dimensions are in  $\frac{\text{inches}}{\text{mm}}$



**US** +1-847-639-6400 sales@coilcraft.com  
**UK** +44-1236-730595 sales@coilcraft-europe.com  
**Taiwan** +886-2-2264 3646 sales@coilcraft.com.tw  
**China** +86-21-6218 8074 sales@coilcraft.com.cn  
**Singapore** + 65-6484 8412 sales@coilcraft.com.sg

Document 460-2 Revised 11/04/20

© Coilcraft Inc. 2020

This product may not be used in medical or high risk applications without prior Coilcraft approval. Specification subject to change without notice. Please check web site for latest information.